

INSTALLATION INSTRUCTIONS FOR :
PERMANENT "GOOSE NECK" GOAL POSTS

NOTE: WE RECOMMEND INSTALLATION BE DONE BY A QUALIFIED CONTRACTOR, FAMILIAR WITH ALL CODES, LAWS, REGULATIONS, AND TRACK AND FIELD CONSTRUCTION.

1. DETERMINE OFFSET DISTANCE BY MEASURING FROM CENTER OF CROSSBAR END OF SUPPORT POST. THIS WILL BE APPROX 5 FT. CHECK MEASUREMENT AS BENDS IN PIPE MAY VARY. NOTE PAGE 2
2. MEASURE FROM BACK OF 4" END LINE MEASUREMENT DETERMINED IN #1 ABOVE. THIS WILL CORRESPOND TO THE CENTER OF THE HOLE TO BE DUG.
3. DIG HOLE APPROX. 30" X 30" X 60" DEEP.
4. PLACE GOOSENECK SUPPORT POST IN HOLE AND BRACE IN A PLUMB AND SQUARE POSITION WITH THE TOP MEASURING 10'-0" TO THE GROUND. (THESE ARE CRITICAL STEPS AND MUST BE DONE CORRECTLY OR GOAL WILL NOT MEET SPECIFICATIONS ON LOCATION).
5. WITH POST BRACED IN POSITION, FILL HOLE WITH CONCRETE TO WITHIN 6" OF SURFACE. ALLOW CONCRETE TO CURE A MINIMUM OF 5 DAYS BEFORE REMOVING BRACING.
6. WITH THE AID OF A LIFT, RAISE THE CROSSBAR AND INSERT IT INTO THE SUPPORT POST. LEVEL CROSSBAR AND TIGHTEN THE 2 SET BOLTS. (1/2 X 1" HEX BOLTS) AT THE SIDES.
7. DRILL THRU TOP AND THEN BOTTOM FOR THE 1/2" X 6" HEX BOLTS.
8. INSTALL UPRIGHTS, TIGHTEN SET SCREWS.

**FPGHS - 10 FT STEEL TOP UPRIGHTS
FPGC - 20 FT ALUMINUM TOP UPRIGHTS**

www.stackhouseathletic.com



Phone: (503) 363-1840 Toll Free: (800) 285-3604
Fax: (503) 363-0511 www.stackhouseathletic.com

PERMANENT FOOTBALL GOOSENECK GOAL POSTS

INSTALLATION INSTRUCTIONS

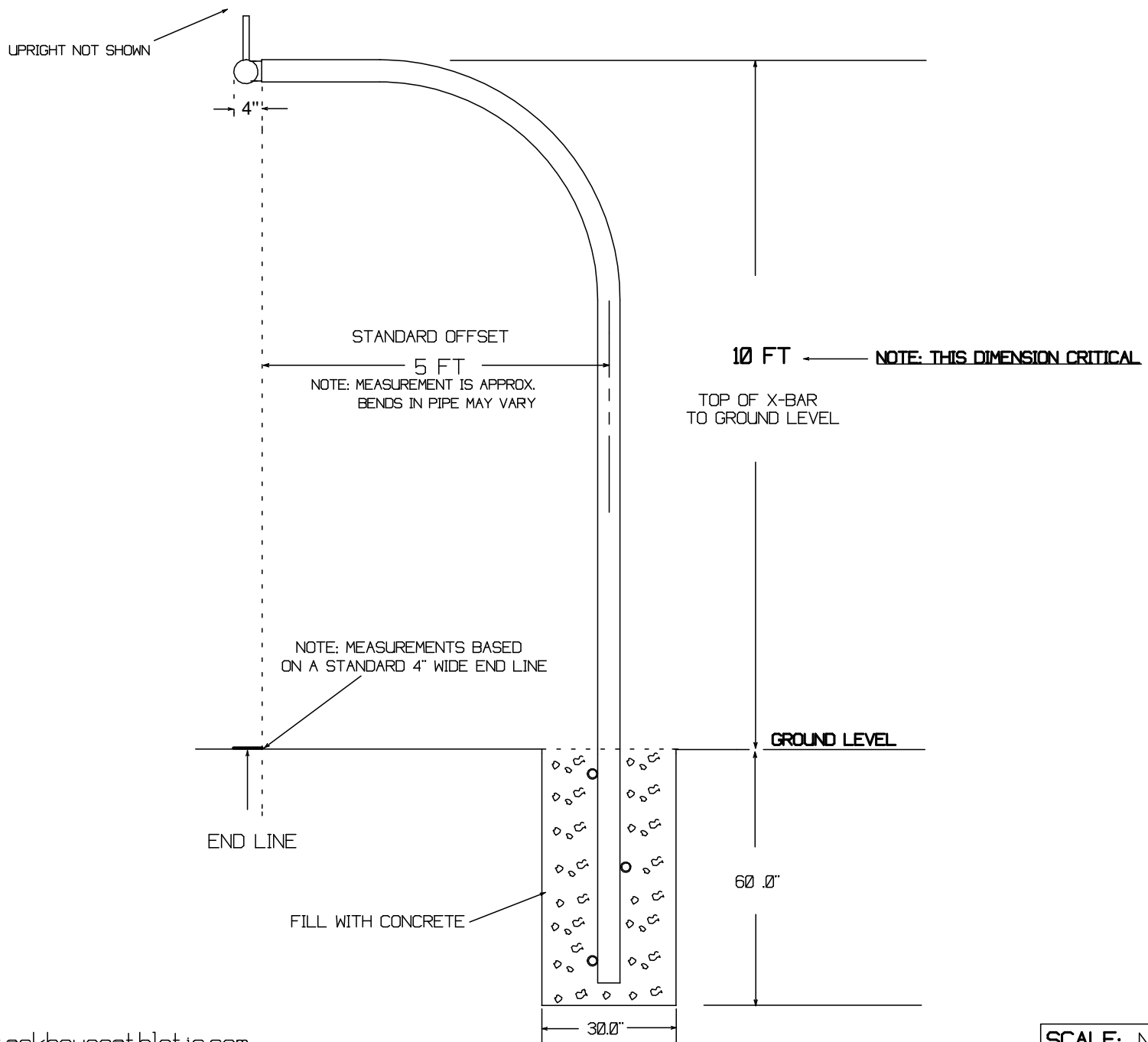
PAGE 1 of 3

PRODUCT CODE: FPGHS/FPGC

DATE: 11-08


DRAWN BY: S.L.

DWG: PERM-INSTALL PG1-REV-08



www.stackhouseathletic.com

SCALE: NTS



PERMANENT FOOTBALL GOOSENECK GOAL POSTS

DATE: 11-08

GOOSENECK INSTALLATION DRAWING

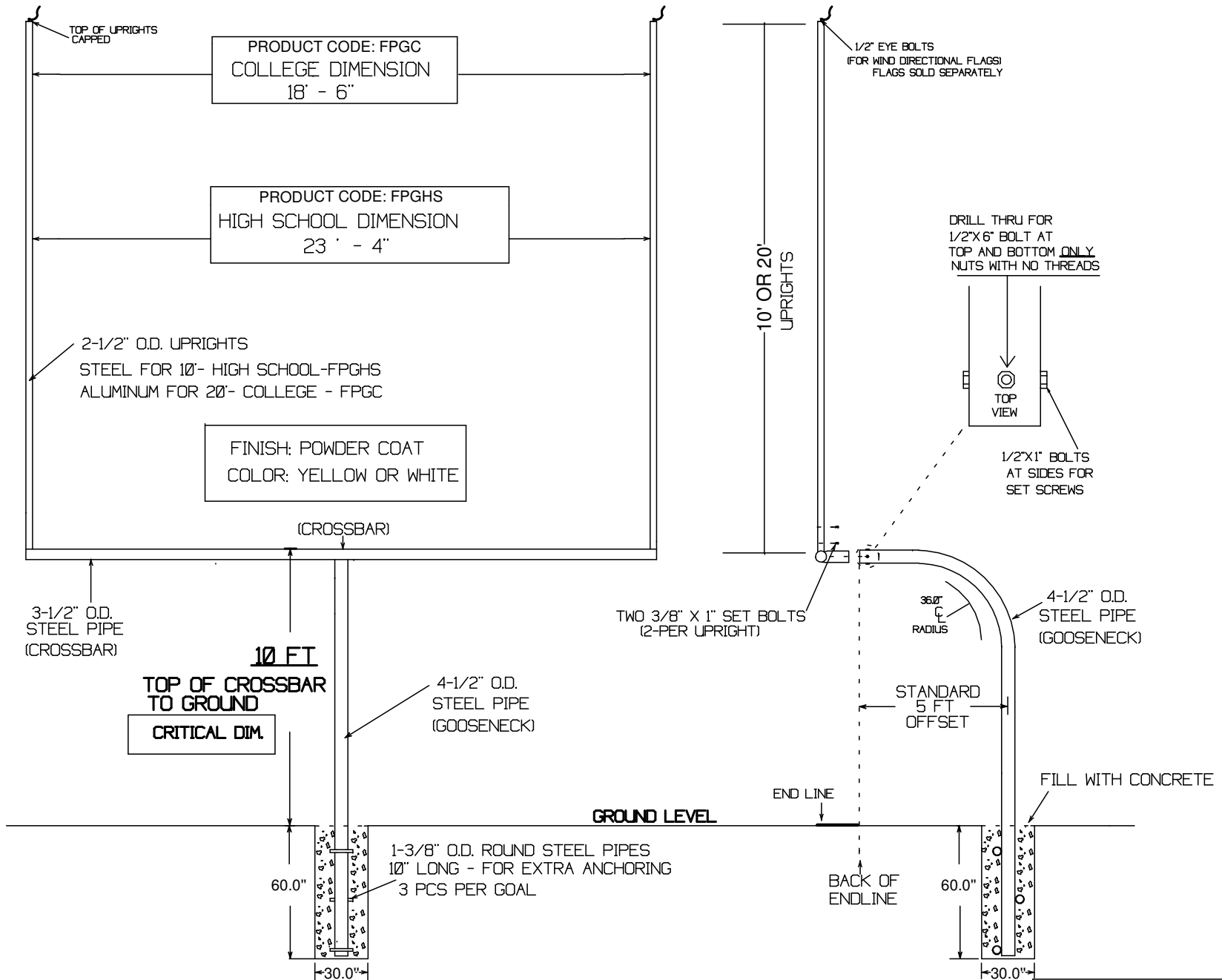
DRAWN BY: S.L.

Phone: (503) 363-1840 Toll Free: (800) 285-3604
Fax: (503) 363-0511 www.stackhouseathletic.com

PAGE 2 of 3

PRODUCT CODE: FPGHS / FPGC

DWG: PERM INSTALL PG2-REV-08



www.stackhouseathletic.com



Phone: (503) 363-1840 Toll Free: (800) 285-3604
 Fax: (503) 363-0511 www.stackhouseathletic.com

PERMANENT FOOTBALL GOOSENECK GOAL POSTS	
INSTALLATION DRAWING	
PAGE 3 of 3	PRODUCT CODE: FPGHS / FPGC

SCALE: NTS
DATE: 11-08
DRAWN BY: S.L.
DWG: PERM INSTALL PG3-REV-08